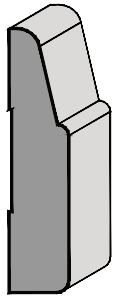



Casings & Baseboards

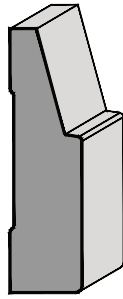
WOOD PRODUCTS
2 Wood Moldings



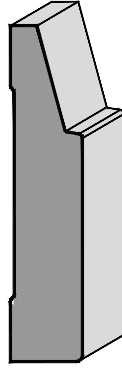
J1126
 $\frac{5}{8}'' \times 2\frac{3}{4}''$
 (15.8 x 69.90mm)



J1125
 $\frac{9}{16}'' \times 4\frac{1}{4}''$
 (14.3 x 108mm)



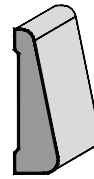
J1488
 $\frac{3}{4}'' \times 2\frac{3}{4}''$
 (19.1 x 69.9mm)



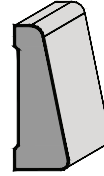
J1489
 $\frac{3}{4}'' \times 3\frac{1}{2}''$
 (19.1 x 88.9mm)



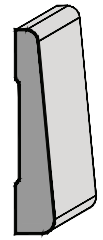
J170
 $\frac{1}{2}'' \times 5\frac{1}{4}''$
 (13 x 133.4mm)



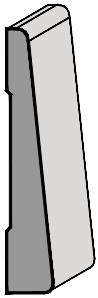
***J616**
 $\frac{7}{16}'' \times 1\frac{1}{2}''$
 (11.5 x 38.1mm)



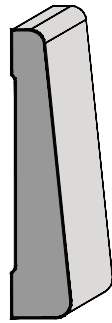
J1280
 $\frac{9}{16}'' \times 1\frac{1}{2}''$
 (14.3 x 38.1mm)



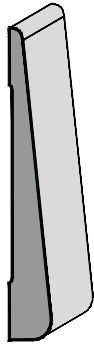
J606
 $\frac{7}{16}'' \times 2\frac{1}{8}''$
 (10.4 x 54mm)



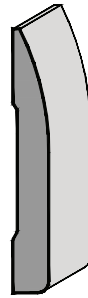
J1281
 $\frac{1}{2}'' \times 2\frac{3}{4}''$
 (12.3 x 69.9mm)



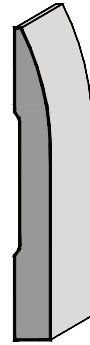
J644
 $\frac{5}{8}'' \times 3''$
 (15.9 x 76.2mm)



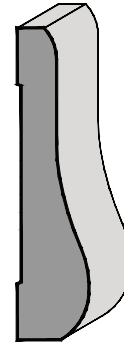
J615
 $\frac{7}{16}'' \times 3\frac{1}{4}''$
 (11.1 x 82.6mm)



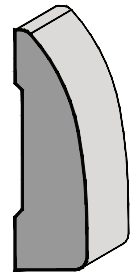
J607
 $\frac{3}{8}'' \times 2\frac{3}{4}''$
 (9.5 x 69.9mm)



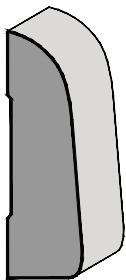
J632
 $\frac{3}{8}'' \times 3\frac{1}{4}''$
 (9.5 x 82.6mm)



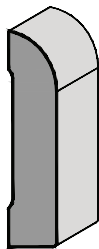
J1054
 $\frac{3}{4}'' \times 3\frac{1}{4}''$
 (19.1 x 82.6mm)




J627
 $\frac{3}{4}'' \times 2\frac{1}{2}''$
 (19.1 x 63.5mm)



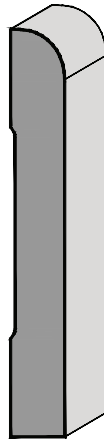
J1206
 $\frac{3}{4}'' \times 2\frac{9}{16}''$
 (19.8 x 65.3mm)




J628
 $\frac{1}{2}'' \times 2\frac{1}{4}''$
 (12.7 x 57.2mm)



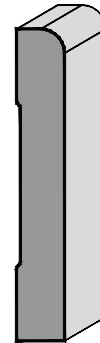
J629
 $\frac{1}{2}'' \times 3''$
 (12.7 x 76.2mm)



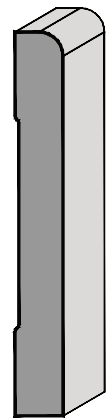
J631
 $\frac{9}{16}'' \times 4\frac{1}{4}''$
 (14.3 x 108mm)



J1623
 $\frac{5}{8}'' \times 2\frac{1}{4}''$
 (15.9 x 57.2mm)



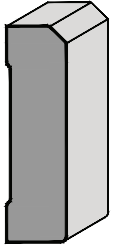
J1624
 $\frac{1}{2}'' \times 3\frac{1}{4}''$
 (12.7 x 82.6mm)




J1625
 $\frac{1}{2}'' \times 4''$
 (12.7 x 101.6mm)

WOOD PRODUCTS
WOOD MOLDINGS - Casing and Baseboard Molding

2 WOOD PRODUCTS
 Wood Moldings



J1617
 $\frac{5}{8}$ "x $2\frac{1}{4}$ "
 (15.9 x 57.2mm)




J1618
 $\frac{1}{2}$ "x $3\frac{1}{4}$ "
 (12.7 x 82.6mm)




J1619
 $\frac{1}{2}$ "x 4 "
 (12.7 x 101.6mm)




J1332
 $\frac{1}{2}$ "x 3 "
 (12.7 x 76.2mm)



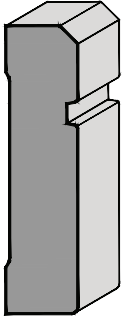
***J1620**
 $\frac{5}{8}$ "x $2\frac{1}{4}$ "
 (15.9 x 57.2mm)




***J1621**
 $\frac{1}{2}$ "x $3\frac{1}{4}$ "
 (12.7 x 82.6mm)



***J1622**
 $\frac{1}{2}$ "x 4 "
 (12.7 x 101.6mm)



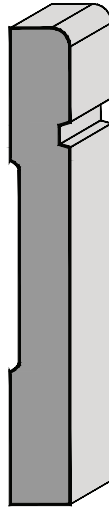
J1199
 $\frac{3}{4}$ "x 3 "
 (19.1 x 76.2mm)



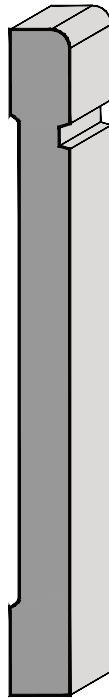
J1198
 $\frac{1}{2}$ "x 4 "
 (12.7 x 101.6mm)



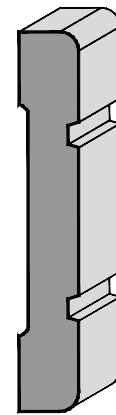
***J659**
 $\frac{5}{8}$ "x $3\frac{15}{16}$ "
 (15.8 x 100.5mm)



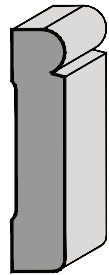
***J658**
 $\frac{5}{8}$ "x $4\frac{15}{16}$ "
 (15.8 x 126.2mm)



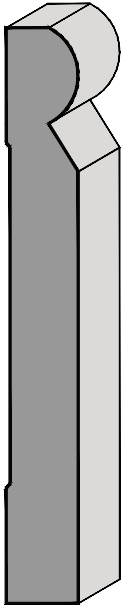
***J657**
 $\frac{5}{8}$ "x $6\frac{15}{16}$ "
 (15.8 x 176.2mm)



***J1141**
 $\frac{5}{8}$ "x $3\frac{15}{16}$ "
 (15.8 x 100.5mm)



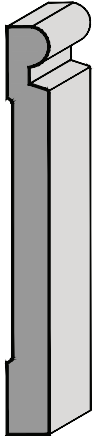
J1049
 $\frac{9}{16}$ "x $2\frac{1}{2}$ "
 (14 x 64mm)




J577
 $\frac{3}{4}$ "x 6 "
 (19.1 x 152.4mm)



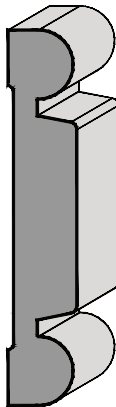
J1213
 $\frac{1}{2}$ "x 3 "
 (12.7 x 76.2mm)



J1214
 $\frac{7}{16}$ "x $4\frac{1}{4}$ "
 (11.1 x 108mm)



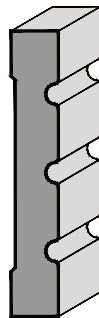
J1341
 $\frac{1}{2}$ "x 5 "
 (12.7 x 127mm)



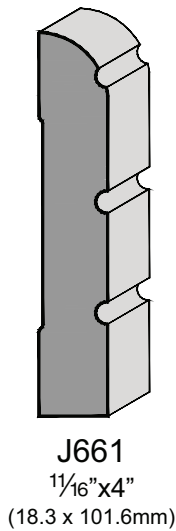
J855
 $\frac{11}{16}$ "x $3\frac{15}{16}$ "
 (18.3 x 99.4mm)



J857
 $\frac{11}{16}$ "x 5 "
 (17.5 x 127mm)

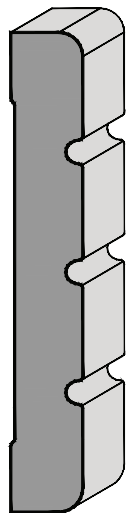


J880
 $\frac{1}{2}$ "x 3 "
 (12.5 x 75.6mm)



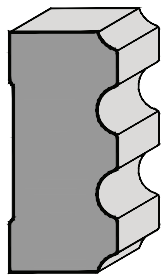
J661

1 1/16" x 4"
(18.3 x 101.6mm)



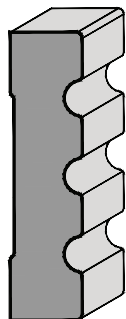
J864

3/4" x 5"
(19.1 x 127mm)



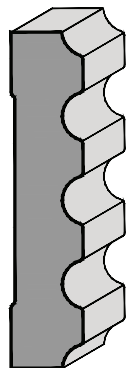
J591

1 1/8" x 2 1/2"
(28.6 x 63.5mm)



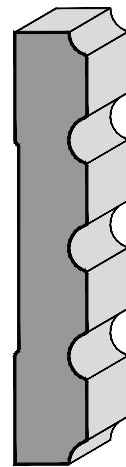
J1504

3/4" x 3"
(19.1 x 76.2mm)



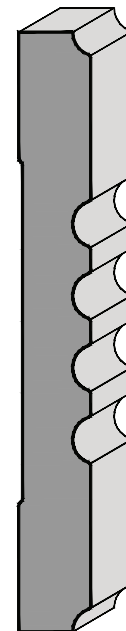
J854

3/4" x 3 1/2"
(19.1 x 88.9mm)



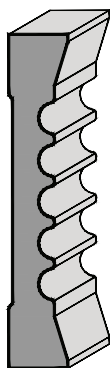
J718

3/4" x 4 1/2"
(19.1 x 114.3mm)



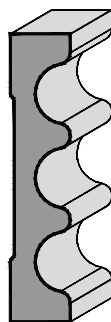
J719

3/4" x 6 1/4"
(19.1 x 158.7mm)



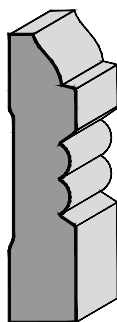
J867

5/8" x 3 1/2"
(15.7 x 88.4mm)



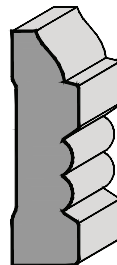
J007

5/8" x 3"
(15.9 x 76.8mm)



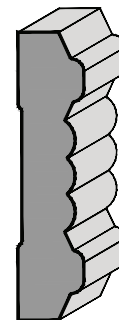
J1164

1 1/16" x 3"
(17.6 x 76.2mm)



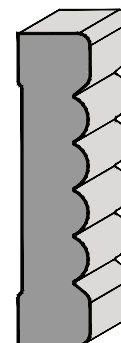
J1165

1 1/16" x 2 7/16"
(17.6 x 62mm)



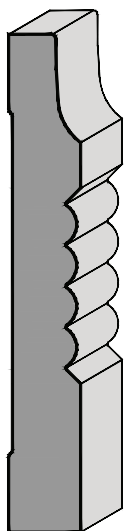
J1435

1 1/16" x 3"
(17.5 x 76.2mm)



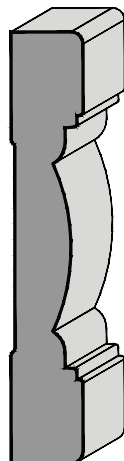
J1487

3/4" x 3 1/4"
(19.1 x 82.6mm)



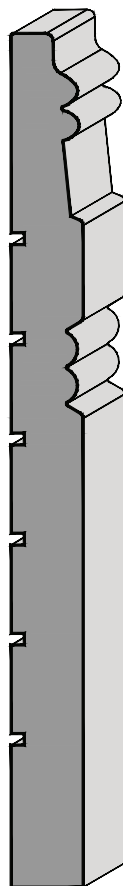
J624

3/4" x 5 3/16"
(19.1 x 131.8mm)



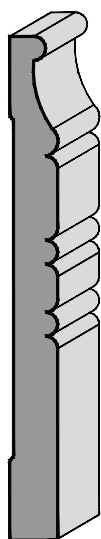
J988

3/4" x 4 1/2"
(19.1 x 114.3mm)



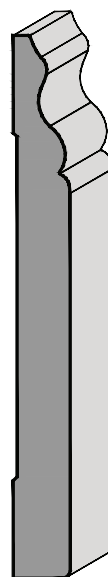
J656

3/4" x 8 7/8"
(19.1 x 225.4mm)



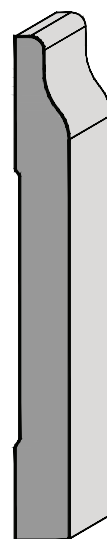
J027

1/2" x 5 1/4"
(12.7 x 133.4mm)



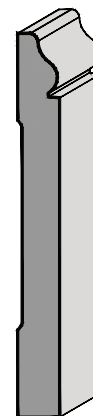
J621

9/16" x 5 5/8"
(15.1 x 143.7mm)



J016

9/16" x 5 1/4"
(14.3 x 133.4mm)

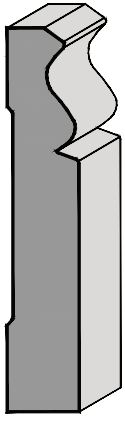


J1395

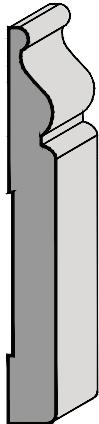
7/16" x 4"
(11.1 x 101.6mm)

WOOD PRODUCTS
WOOD MOLDINGS - Casing and Baseboard Molding


2 WOOD PRODUCTS
 Wood Moldings



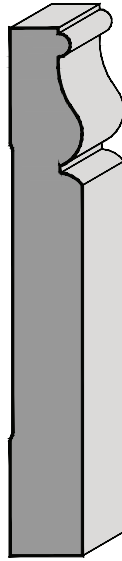
J626
 $\frac{3}{4}" \times 4"$
 (19.1 x 101.6mm)



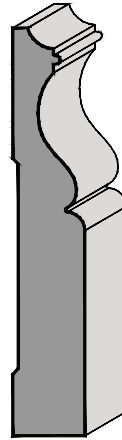
J194
 $\frac{1}{2}" \times 4\frac{1}{8}"$
 (12.7 x 104.8mm)



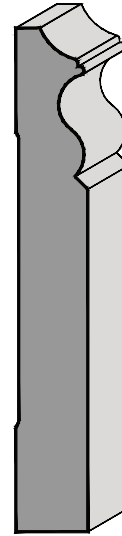
J363
 $1\frac{1}{16}" \times 5"$
 (17.5 x 127mm)



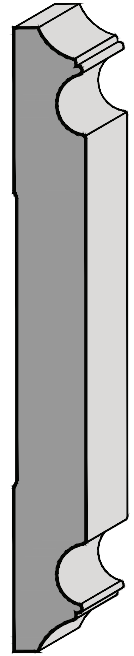
J686
 $\frac{3}{4}" \times 5\frac{1}{2}"$
 (19.2 x 139.7mm)




J625
 $\frac{3}{4}" \times 4\frac{1}{4}"$
 (19.1 x 108mm)



J1313
 $\frac{3}{4}" \times 5\frac{1}{4}"$
 (19.1 x 133.4mm)



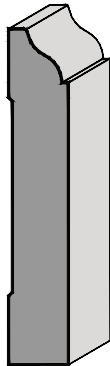
J1314
 $\frac{3}{4}" \times 6\frac{1}{2}"$
 (19.1 x 165.1mm)



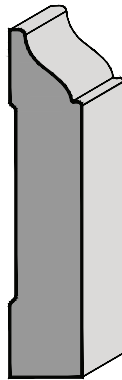
***J1128**
 $\frac{5}{8}" \times 4\frac{1}{2}"$
 (15.9 x 114.3mm)



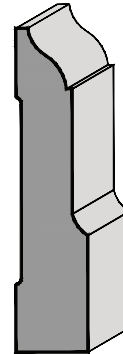
***J623**
 $\frac{7}{16}" \times 3\frac{1}{4}"$
 (11.1 x 82.6mm)



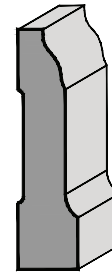
J1115
 $\frac{5}{8}" \times 3\frac{1}{2}"$
 (15.9 x 88.9mm)



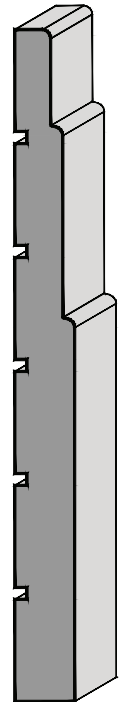
J959
 $\frac{3}{4}" \times 3\frac{5}{8}"$
 (19.1 x 92mm)




J251
 $\frac{3}{4}" \times 3\frac{3}{8}"$
 (19.1 x 85.7mm)




J252
 $\frac{5}{8}" \times 2\frac{1}{2}"$
 (15.9 x 63.5mm)



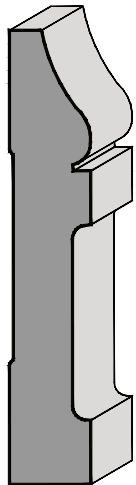
J1407
 $\frac{5}{8}" \times 7"$
 (15.9 x 177.8mm)



J958
 $\frac{3}{4}" \times 4\frac{1}{2}"$
 (19.1 x 114.3mm)



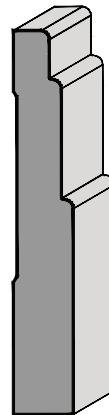
J254
 $\frac{3}{4}" \times 6\frac{3}{4}"$
 (19.1 x 171.5mm)



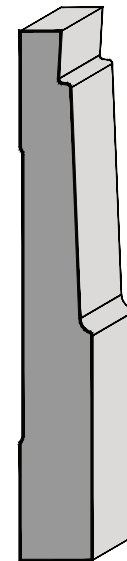
J064
 $\frac{7}{8}" \times 4\frac{3}{4}"$
 (21.5 x 120.2mm)



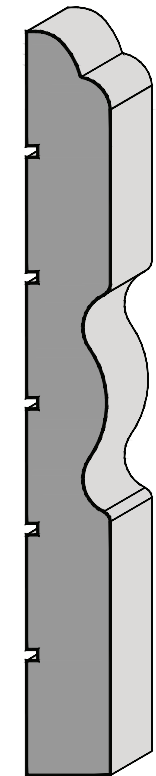
J044
 $\frac{3}{4}" \times 4"$
 (19.1 x 101.6mm)



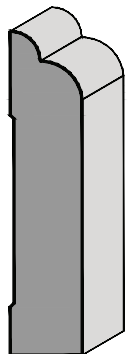
J1406
 $\frac{5}{8}" \times 4"$
 (15.9 x 101.6mm)



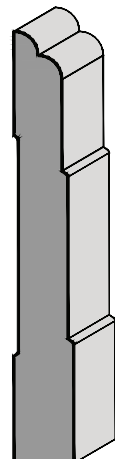
J1091
 $\frac{3}{4}" \times 5\frac{1}{2}"$
 (19.1 x 140.1mm)




J1538
7/8" x 7 3/4"
(22.2 x 196.9mm)



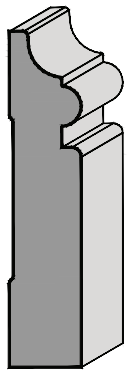
J1379
3/4" x 3 3/8"
(19.1 x 85.7mm)



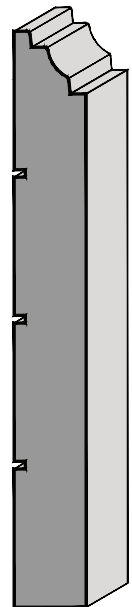
J983
5/8" x 4 1/2"
(15.9 x 114.3mm)



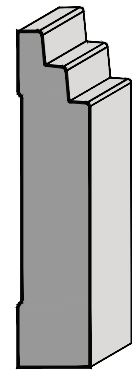
J1034
3/4" x 4"
(19.1 x 101.6mm)



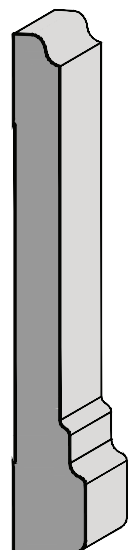
J649
3/4" x 3 1/2"
(19.1 x 88.9mm)



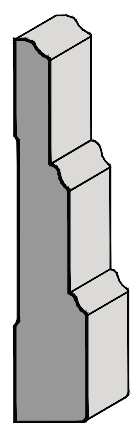
J1197
3/4" x 6"
(19.1 x 152.4mm)



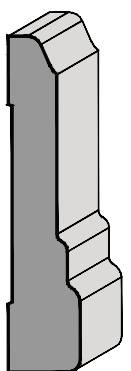
J1502
3/4" x 3 1/2"
(19.1 x 88.9mm)



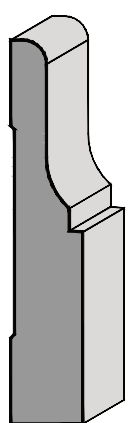
J662
3/4" x 5 7/16"
(19.1 x 137.4mm)



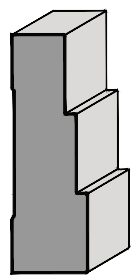
J1152
3/4" x 4"
(19.1 x 101.4mm)



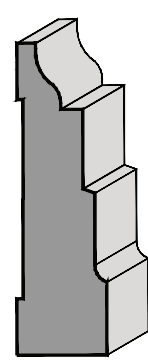
J612
3/4" x 3 1/2"
(19.1 x 88.9mm)



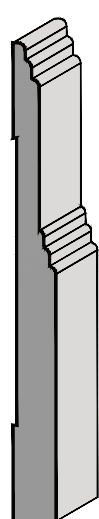
J1203
3/4" x 4"
(19.1 x 101.6mm)



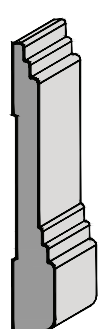
J052
13/16" x 2 1/2"
(20 x 63mm)



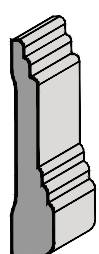
J020
15/16" x 3 1/4"
(23.8 x 82.6mm)



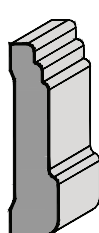
J639
7/16" x 5"
(11.4 x 126.7mm)



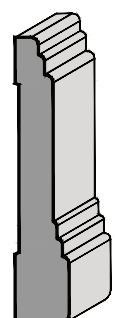
J611
7/16" x 3"
(11.1 x 76.2mm)



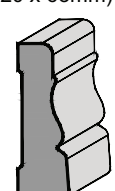
J608
7/16" x 2 1/4"
(11.1 x 57.2mm)



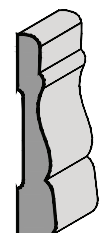
J620
1/2" x 2"
(12.7 x 50.8mm)



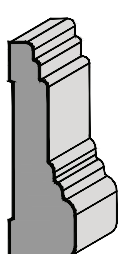
J610
9/16" x 3"
(14.3 x 76.2mm)



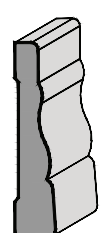
J617
1/2" x 1 5/8"
(13.5 x 41.3mm)



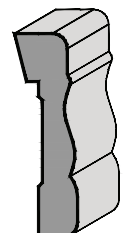
***J622**
7/16" x 2 1/8"
(10.4 x 54mm)



J609
1 1/16" x 2 1/4"
(17.5 x 57.2mm)



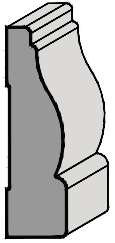
J1200
7/16" x 2"
(10.8 x 51.6mm)



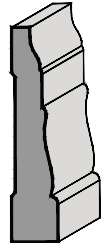
J1009
5/8" x 2 1/8"
(16.7 x 54mm)

WOOD PRODUCTS
WOOD MOLDINGS - Casing and Baseboard Molding

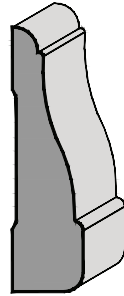
2 WOOD PRODUCTS
 Wood Moldings



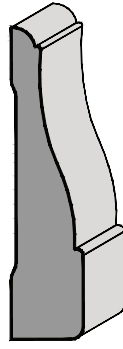
J053
 $\frac{5}{8}'' \times 2\frac{3}{16}''$
 (15.9 x 55.6mm)



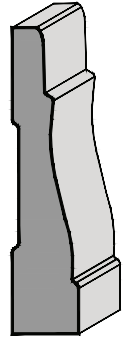
J899
 $\frac{1}{2}'' \times 2\frac{1}{4}''$
 (12.3 x 56.8mm)



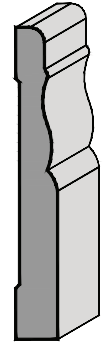
J642
 $\frac{3}{4}'' \times 2\frac{3}{4}''$
 (18.7 x 70mm)



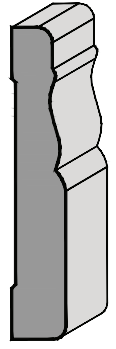
J663
 $\frac{3}{4}'' \times 3\frac{1}{4}''$
 (19.1 x 82.6mm)



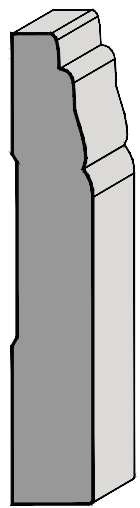
J076
 $1\frac{1}{16}'' \times 3\frac{3}{16}''$
 (17.6 x 81.1mm)



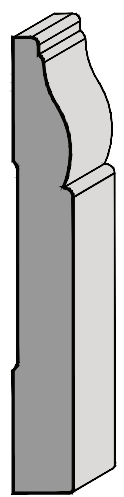
***J630**
 $\frac{7}{16}'' \times 3\frac{1}{4}''$
 (11.1 x 82.6mm)



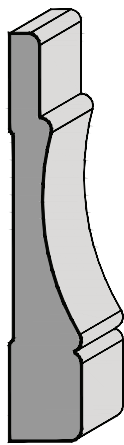
J1296
 $\frac{9}{16}'' \times 3\frac{1}{4}''$
 (14.3 x 82.6mm)



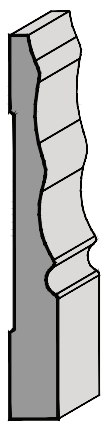
J640
 $1\frac{3}{16}'' \times 4\frac{7}{8}''$
 (21.3 x 124.5mm)



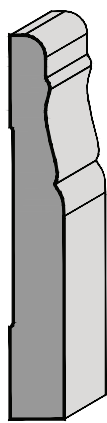
J641
 $\frac{5}{8}'' \times 4\frac{3}{4}''$
 (15.9 x 120.6mm)



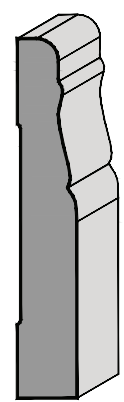
J051
 $\frac{3}{4}'' \times 4\frac{1}{4}''$
 (19.1 x 108mm)



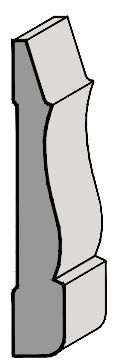
J648
 $\frac{1}{2}'' \times 4''$
 (12.7 x 101.6mm)



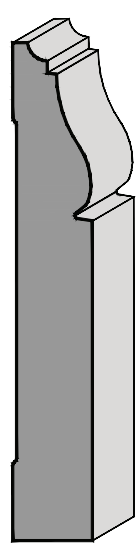
J1297
 $\frac{9}{16}'' \times 4''$
 (14.3 x 101.6mm)



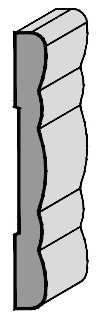
J665
 $\frac{5}{8}'' \times 3\frac{3}{4}''$
 (15.9 x 95.3mm)



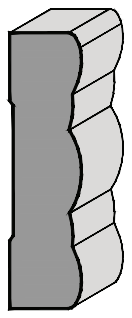
J100
 $\frac{9}{16}'' \times 3\frac{5}{16}''$
 (13.6 x 83.5mm)



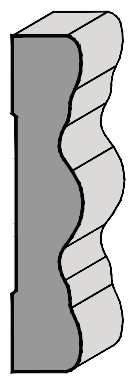
J645
 $1\frac{3}{16}'' \times 5\frac{3}{16}''$
 (21.1 x 131.8mm)



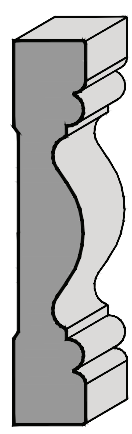
J614
 $\frac{5}{16}'' \times 2\frac{7}{8}''$
 (8.2 x 73mm)



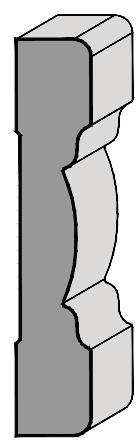
J876
 $\frac{3}{4}'' \times 2\frac{7}{8}''$
 (19.1 x 73mm)



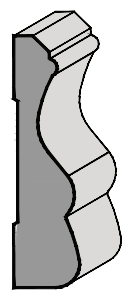
J853
 $1\frac{1}{16}'' \times 3\frac{1}{2}''$
 (18.3 x 88.9mm)



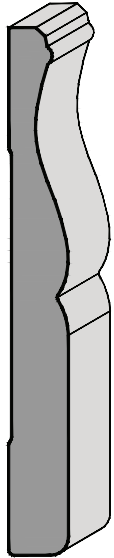
J084
 $\frac{3}{4}'' \times 4''$
 (19.1 x 101.6mm)



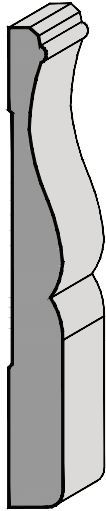
J1056
 $\frac{3}{4}'' \times 4\frac{1}{8}''$
 (19.8 x 105mm)



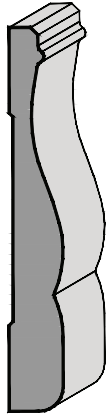
***J604**
 $1\frac{1}{16}'' \times 2\frac{5}{8}''$
 (17.5 x 66.7mm)



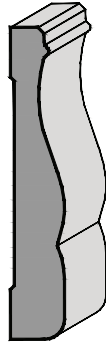
J619
5/8" x 5 1/2"
(15.9 x 139.7mm)



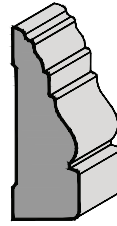
J618
9/16" x 5"
(14.3 x 127mm)



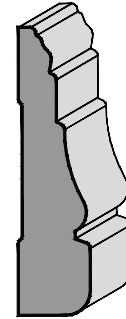
***J605**
9/16" x 4"
(14.3 x 101.6mm)



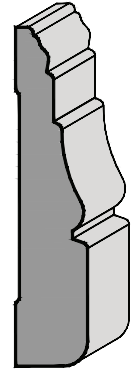
J444
9/16" x 3 1/4"
(14.3 x 82.6mm)



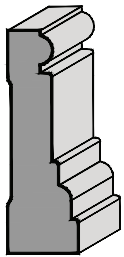
J638
1 1/16" x 2"
(17.5 x 50.8mm)



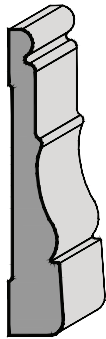
J1480
3/4" x 3"
(19.1 x 76.2mm)



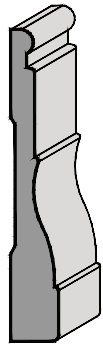
J660
3/4" x 3 1/2"
(19.1 x 89.7mm)



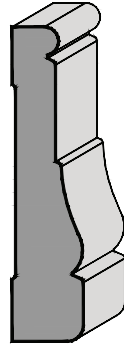
J1342
3/4" x 2 5/16"
(18.7 x 59mm)



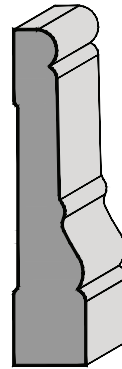
J065
9/16" x 3 3/16"
(14.4 x 81mm)



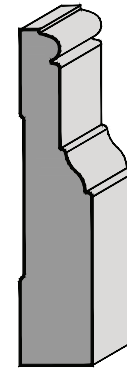
J1292
1/2" x 3 1/4"
(12.7 x 82.6mm)



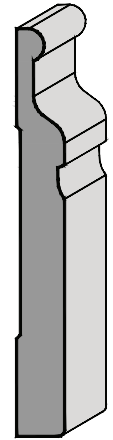
J643
3/4" x 3 1/4"
(18.9 x 83.2mm)



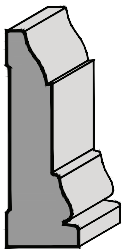
J1147
3/4" x 3 1/2"
(19.1 x 88.9mm)



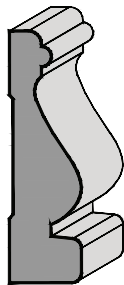
J1521
3/4" x 3 1/2"
(19.1 x 88.9mm)



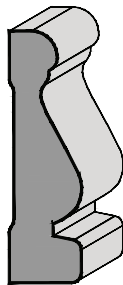
J1293
1/2" x 4 1/4"
(12.7 x 108mm)



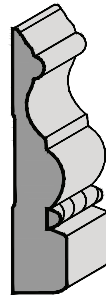
J652
3/4" x 2 1/4"
(19.1 x 57.2mm)



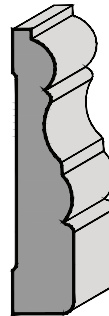
J1114
3/4" x 2 5/8"
(19.1 x 66.7mm)



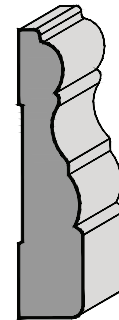
J249
3/4" x 2 5/8"
(19.1 x 66.7mm)



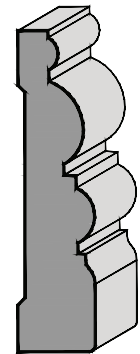
J978
9/16" x 2 3/4"
(14.3 x 69.9mm)



J1201
5/8" x 2 15/16"
(16.2 x 75.3mm)



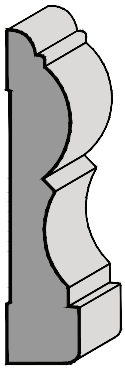
J583
1 1/16" x 3"
(17 x 76.2mm)



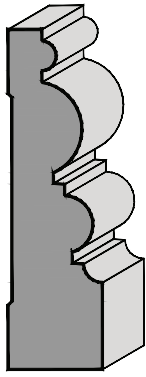
J650
1 3/16" x 3 3/8"
(20.5 x 85mm)

WOOD PRODUCTS
WOOD MOLDINGS - Casing and Baseboard Molding

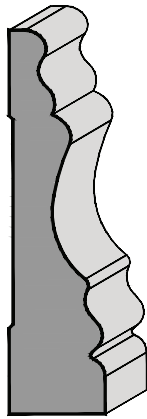
2 WOOD PRODUCTS
Wood Moldings



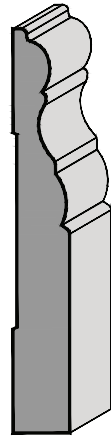
J523
 $\frac{3}{4}'' \times 3\frac{1}{2}''$
 (19.1 x 88.3mm)



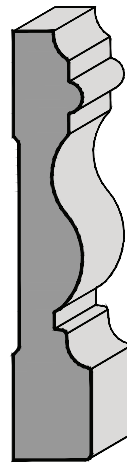
J541
 $1'' \times 3\frac{9}{16}''$
 (25 x 90mm)



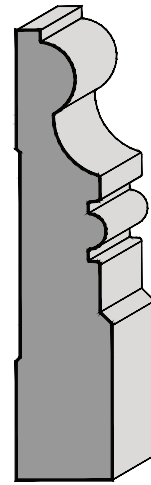
J593
 $1'' \times 4''$
 (25.4 x 101.6mm)



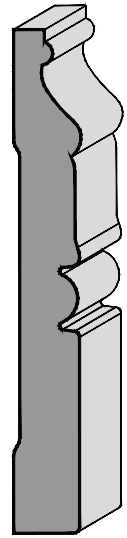
J582
 $\frac{9}{16}'' \times 4\frac{3}{16}''$
 (15 x 107mm)



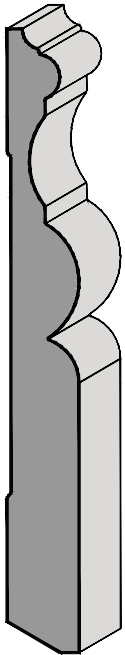
J1413
 $\frac{13}{16}'' \times 4\frac{7}{16}''$
 (20.6 x 113.5mm)



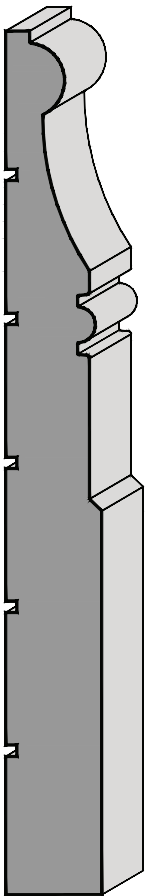
J1365
 $1'' \times 4\frac{1}{16}''$
 (25.4 x 119.1mm)



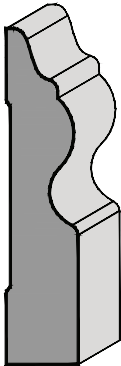
J083
 $\frac{1}{16}'' \times 5\frac{1}{4}''$
 (17.5 x 133.4mm)



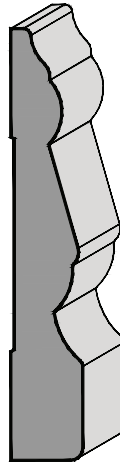
J1520
 $\frac{3}{4}'' \times 6\frac{1}{2}''$
 (19.1 x 165.1mm)



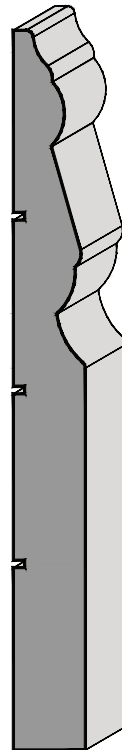
J1364
 $1'' \times 9''$
 (25.4 x 228.6mm)



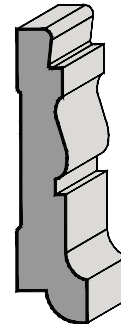
J1196
 $\frac{3}{4}'' \times 3\frac{1}{2}''$
 (19.1 x 88.9mm)



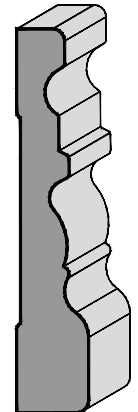
J1186
 $\frac{3}{4}'' \times 4\frac{1}{2}''$
 (19.1 x 114.3mm)



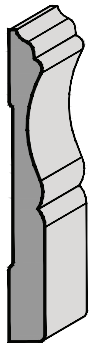
J1185
 $\frac{3}{4}'' \times 7\frac{1}{2}''$
 (19.1 x 190.5mm)




J184
 $\frac{3}{4}'' \times 3\frac{1}{16}''$
 (18.6 x 77.8mm)



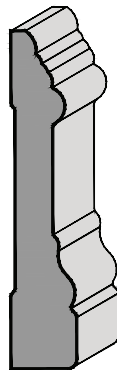
J1465
 $\frac{3}{4}'' \times 4''$
 (19.1 x 101.6mm)



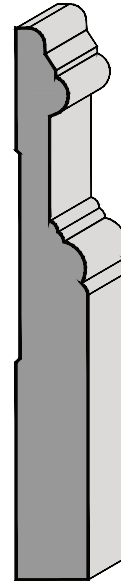
J1515
 $\frac{3}{8}'' \times 3\frac{1}{4}''$
 (9.5 x 82.6mm)



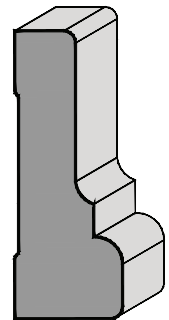
J071
 $\frac{3}{4}'' \times 5''$
 (19.1 x 127mm)



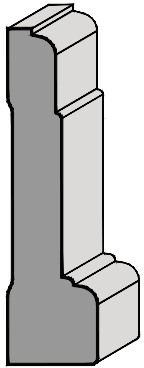
J1271
 $\frac{1}{16}'' \times 3\frac{1}{2}''$
 (17.5 x 89.5mm)



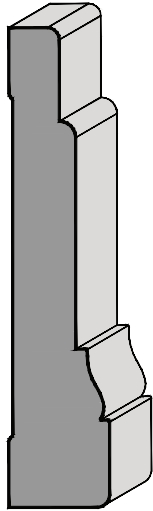
J596
 $\frac{3}{4}'' \times 5\frac{3}{4}''$
 (19.1 x 146.1mm)



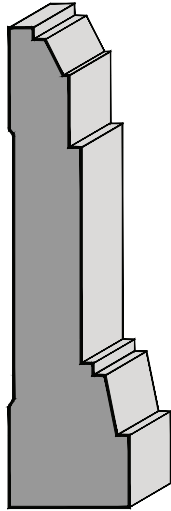
J193
 $1\frac{1}{8}'' \times 3''$
 (28.6 x 76.2mm)



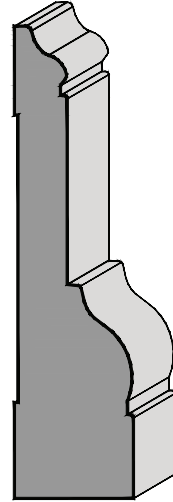
J1430
 $1\frac{5}{16}'' \times 3\frac{1}{2}''$
 (23.8 x 88.9mm)



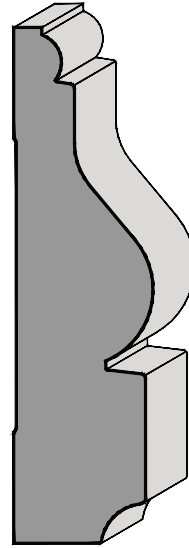
J186
 $1\frac{1}{16}'' \times 5''$
 (26.7 x 127mm)




J365
 $1\frac{1}{4}'' \times 5''$
 (31.8 x 127mm)



J599
 $1\frac{1}{4}'' \times 4\frac{15}{16}''$
 (31.5 x 125mm)



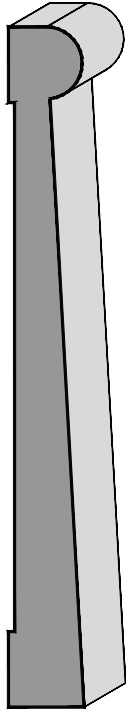
J1439
 $1\frac{7}{16}'' \times 5\frac{3}{8}''$
 (36.9 x 136.5mm)



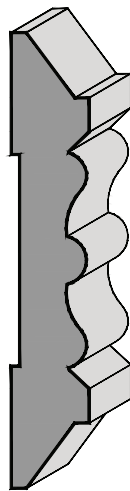
J1035
 $1\frac{1}{2}'' \times 6\frac{1}{2}''$
 (38.1 x 165.1mm)



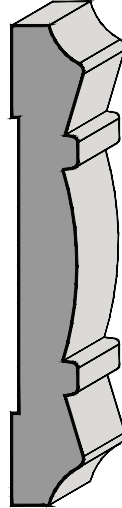
J183
 $1\frac{3}{16}'' \times 7\frac{11}{16}''$
 (20.7 x 195.3mm)



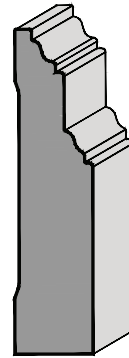
J033
 $1\frac{3}{16}'' \times 7\frac{1}{16}''$
 (20 x 180mm)



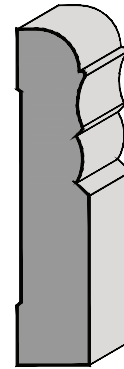
J856
 $1\frac{3}{16}'' \times 4\frac{3}{4}''$
 (20.6 x 120.7mm)



J862
 $\frac{3}{4}'' \times 5''$
 (19.1 x 127mm)

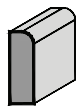


J646
 $1\frac{3}{16}'' \times 3\frac{3}{8}''$
 (20.6 x 85.7mm)

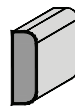


J1315
 $\frac{3}{4}'' \times 3\frac{1}{2}''$
 (19.1 x 88.9mm)

Scribe Molding



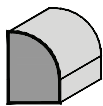
***J1450**
 $\frac{1}{4}'' \times 3\frac{3}{4}''$
 (6.4 x 19.1mm)



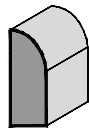
***J861**
 $\frac{1}{4}'' \times 3\frac{3}{4}''$
 (6.4 x 19.1mm)



J158
 $\frac{3}{8}'' \times 3\frac{3}{4}''$
 (9.5 x 19.1mm)



***J214**
 $\frac{9}{16}'' \times 3\frac{3}{4}''$
 (13.6 x 18.8mm)



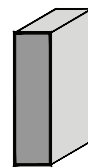
J188
 $\frac{3}{8}'' \times 1''$
 (9.5 x 25.4mm)



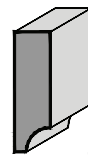
J042
 $\frac{5}{16}'' \times 1''$
 (7.9 x 25.4mm)



J288
 $\frac{1}{4}'' \times 1\frac{1}{4}''$
 (6.4 x 31.8mm)



***J982**
 $\frac{3}{8}'' \times 1\frac{3}{8}''$
 (9.5 x 34.9mm)



J240
 $\frac{3}{8}'' \times 1\frac{1}{4}''$
 (9.5 x 31.8mm)