


CABINET DOOR ORDER FORM

<p>Elias Woodwork PH: 204-325-9962 Toll Free: 800-665-0623 FAX: 204-325-5617 Email: orderdesk @ eliaswoodwork.com</p> <p style="text-align: center;"></p> <p>Company Name: _____ Contact Name: _____ PO#: _____ Ship to: _____ City: _____ State/Prov.: _____ Zip/PC: _____ Phone: _____ Fax: _____</p>	<p>List ID: _____ For Office Use Only: _____</p>
--	---

Quote Page: _____ of _____
 Order Date: _____
 Date Requested: _____

<p>DOORS</p> <p>Wood Grade: _____ Specie: _____ Prefinished: <input type="checkbox"/> Yes <input type="checkbox"/> No Colour: _____ Glaze: <input type="checkbox"/> Yes <input type="checkbox"/> No Colour: <input type="checkbox"/> Mocha <input type="checkbox"/> Vanilla <input type="checkbox"/> Licorice Hinge Drilling: <input type="checkbox"/> No <input type="checkbox"/> 1 hole <input type="checkbox"/> 3 holes <small>(holes per hinge)</small> Distance from Edge: _____ Distance from Top/Bottom: _____ Notes: _____</p>	<p>Stile & Rail Profile: _____ <small>(For Tenon Doors Only)</small> Panel Profile: _____ <small>(For Tenon & Miter Doors)</small> Edge Profile: _____ <small>(For Tenon Doors Only)</small> Miter Joint: <input type="checkbox"/> Dowel <input type="checkbox"/> Mortise & Tenon <small>(for Miter Doors Only)</small> Applied Moulding <input type="checkbox"/> Yes <input type="checkbox"/> No Applied Moulding #: <u>AM</u> _____ Spacing: <input type="checkbox"/> 1 1/2" (default) <input type="checkbox"/> 3" <input type="checkbox"/> Other _____ <small>(for Beaded & V-Groove Panels Only)</small></p> <p>DRAWERFRONT OPTIONS</p> <p>Edge Profile: _____ <small>(If Different Than Above)</small> Grain Direction: <input type="checkbox"/> Vertical <input type="checkbox"/> Horizontal <small>(Grain is always horizontal in slab drawer fronts)</small></p>
---	---

DOORS				DRAWERFRONTS			
Qty	Style	Width	Height	Qty	Style	Width	Height
		x				x	
		x				x	
		x				x	
		x				x	
		x				x	
		x				x	
		x				x	
		x				x	

Additional Pages to Follow? Yes No

SERVICE LEVEL REQUESTED:

Urgent Express Priority Plus Optimum Advantage Economy

CABINET DOOR ORDER FORM

Elias Woodwork Cabinet Door Order Form

Page: _____ of _____

Company Name: _____

Contact Name: _____

Phone: _____

PO#: _____

Fax: _____

DOORS

Qty	Style	Width	x	Height	Hinge Location
					Left Right
			x		<input type="checkbox"/> <input type="checkbox"/>
			x		<input type="checkbox"/> <input type="checkbox"/>
			x		<input type="checkbox"/> <input type="checkbox"/>
			x		<input type="checkbox"/> <input type="checkbox"/>
			x		<input type="checkbox"/> <input type="checkbox"/>
			x		<input type="checkbox"/> <input type="checkbox"/>
			x		<input type="checkbox"/> <input type="checkbox"/>
			x		<input type="checkbox"/> <input type="checkbox"/>
			x		<input type="checkbox"/> <input type="checkbox"/>
			x		<input type="checkbox"/> <input type="checkbox"/>
			x		<input type="checkbox"/> <input type="checkbox"/>
			x		<input type="checkbox"/> <input type="checkbox"/>
			x		<input type="checkbox"/> <input type="checkbox"/>
			x		<input type="checkbox"/> <input type="checkbox"/>
			x		<input type="checkbox"/> <input type="checkbox"/>
			x		<input type="checkbox"/> <input type="checkbox"/>
			x		<input type="checkbox"/> <input type="checkbox"/>
			x		<input type="checkbox"/> <input type="checkbox"/>
			x		<input type="checkbox"/> <input type="checkbox"/>
			x		<input type="checkbox"/> <input type="checkbox"/>

DRAWERFRONTS

Qty	Style	Width	x	Height
			x	
			x	
			x	
			x	
			x	
			x	
			x	
			x	
			x	
			x	
			x	
			x	
			x	
			x	
			x	
			x	
			x	
			x	
			x	
			x	
			x	
			x	

MULLION FRAMES

Qty	Style	Width	x	Height	Hinge Location	No. of Lites
					Left Right	
			x		<input type="checkbox"/> <input type="checkbox"/>	
			x		<input type="checkbox"/> <input type="checkbox"/>	
			x		<input type="checkbox"/> <input type="checkbox"/>	
			x		<input type="checkbox"/> <input type="checkbox"/>	
			x		<input type="checkbox"/> <input type="checkbox"/>	
			x		<input type="checkbox"/> <input type="checkbox"/>	
			x		<input type="checkbox"/> <input type="checkbox"/>	
			x		<input type="checkbox"/> <input type="checkbox"/>	
			x		<input type="checkbox"/> <input type="checkbox"/>	
			x		<input type="checkbox"/> <input type="checkbox"/>	

Glass Retainer Moulding:

Yes No

Brown White Clear

Notes: _____

CURVED DOOR ORDER FORM

Elias Woodwork
 PH: 204-325-9962
 Toll Free: 800-665-0623
 FAX: 204-325-5617



List ID: _____

For Office Use Only:

Email: [orderdesk @ eliaswoodwork.com](mailto:orderdesk@eliaswoodwork.com)

Company Name: _____

Contact Name: _____

PO#: _____

Ship to: _____

City: _____ State/Prov.: _____ Zip/PC: _____

Phone: _____ Fax: _____

Quote

Date Requested: _____

Page: _____ of _____

Order

Ship with Door Order?

Ship Ahead of Door Order?

Date: _____

CURVED DOORS

Specie: _____

Prefinished: Yes No

Radius Stile Yes No

Stile & Rail Profile: _____

Colour: _____

Panel Profile: _____

Glaze: Yes No

Please send drawings or

Edge Profile: _____

Colour: Brown White

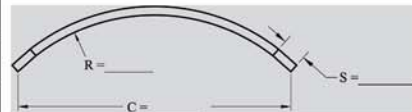
sketches of all curved doors.

CURVED DOORS

Qty	Style	Height	Convex or Concave	Radius {R}	Cord Length {C}	Depth {D}
			<input type="checkbox"/> <input type="checkbox"/>			
			<input type="checkbox"/> <input type="checkbox"/>			
			<input type="checkbox"/> <input type="checkbox"/>			
			<input type="checkbox"/> <input type="checkbox"/>			
			<input type="checkbox"/> <input type="checkbox"/>			
			<input type="checkbox"/> <input type="checkbox"/>			
			<input type="checkbox"/> <input type="checkbox"/>			
			<input type="checkbox"/> <input type="checkbox"/>			
			<input type="checkbox"/> <input type="checkbox"/>			

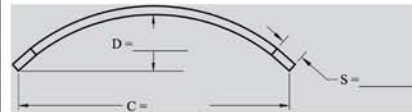
Please complete one option below:

Option A



OR

Option B



OR

Option C

Sketch your curved door in this space

SERVICE LEVEL REQUESTED:


Urgent Express

Priority Plus

Optimum Advantage

Economy

FACE FRAME ORDER FORM

Elias Woodwork PH: 204-325-9962 Toll Free: 800-665-0623 FAX: 204-325-5617 Email: orderdesk @ eliaswoodwork.com Company Name: _____ Contact Name: _____ PO#: _____ Ship to: _____ City: _____ State/Prov.: _____ Zip/PC: _____ Phone: _____ Fax: _____		List ID: _____	For Office Use Only:
--	---	----------------	----------------------------------

<input type="checkbox"/> Quote	Date Requested: _____	Page: _____ of _____
<input type="checkbox"/> Order	<input type="checkbox"/> Ship with Door Order?	<input type="checkbox"/> Ship Ahead of Door Order? Date: _____

FACE FRAMES
 Specie: _____ Assembled: Yes No
 Rail Width: 1 1/2" Other: _____ Please send drawings or sketch ALL
 Prefinished: Yes No face frames in space provided below.
 Colour: _____ Face frames are 3/4" thick.

FACE FRAMES Square Face Frame Beaded Face Frame

Qty	Width	Height	Convex or Concave or Straight	See Drawing:
			<input type="checkbox"/> <input type="checkbox"/> <input type="checkbox"/>	
			<input type="checkbox"/> <input type="checkbox"/> <input type="checkbox"/>	
			<input type="checkbox"/> <input type="checkbox"/> <input type="checkbox"/>	
			<input type="checkbox"/> <input type="checkbox"/> <input type="checkbox"/>	
			<input type="checkbox"/> <input type="checkbox"/> <input type="checkbox"/>	
			<input type="checkbox"/> <input type="checkbox"/> <input type="checkbox"/>	
			<input type="checkbox"/> <input type="checkbox"/> <input type="checkbox"/>	
			<input type="checkbox"/> <input type="checkbox"/> <input type="checkbox"/>	
			<input type="checkbox"/> <input type="checkbox"/> <input type="checkbox"/>	
			<input type="checkbox"/> <input type="checkbox"/> <input type="checkbox"/>	

SERVICE LEVEL REQUESTED:

Urgent Express
 Priority Plus
 Optimum Advantage
 Economy

MISCELLANEOUS ORDER FORM

Elias Woodwork
 PH: 204-325-9962
 Toll Free: 800-665-0623
 FAX: 204-325-5617



List ID: _____ For Office Use Only: _____

Email: orderdesk @ eliaswoodwork.com

Company Name: _____ PO#: _____

Contact Name: _____

Ship to: _____

City: _____ State/Prov.: _____ Zip/PC: _____

Phone: _____ Fax: _____

Quote Date Requested: _____ Date: _____
 Order Ship with Door Order? Ship Ahead of Door Order? Page: _____ of _____

Specie: _____
 Prefinished: Yes No
 Colour: _____

Notes: _____

1/8" Three Ply Veneer

Qty	Width	Height

1/4" Plywood

Qty	Width	Height

Paperback Veneer **PSA**
 Note: Paperback veneer is only available in 4'x8' sheets Note: PSA veneer is only available in 2'x8' sheets

<table border="1"> <tr><td>Qty</td></tr> <tr><td> </td></tr> </table>	Qty		<table border="1"> <tr><td>Qty</td></tr> <tr><td> </td></tr> </table>	Qty	
Qty					
Qty					

Fluted Fillers

Qty	Style	Width	Height

3/16" Solid Refacing Stock

Qty	Width	Lengths

3/4" Solid Refacing Stock

Qty	Width	Lengths

Mouldings

Qty	Code	Lengths

Valence

Qty	Code	Edge	Width	Height

Other

Qty	Code	Qty	Code

SERVICE LEVEL REQUESTED:

Urgent Express Priority Plus Optimum Advantage Economy

RTF / RAW MDF DOOR & ACCESSORIES ORDER FORM

Elias Woodwork
 PH: 204-325-9962
 Toll Free: 800-665-0623
 FAX: 204-325-5617



List ID: _____

For Office Use Only:

Email: orderdesk @ eliaswoodwork.com

Company Name: _____

Contact Name: _____ PO#: _____

Ship to: _____

City: _____ State/Prov.: _____ Zip/PC: _____

Phone: _____ Fax: _____

Quote

Page: _____ of _____

Order Date Requested: _____

Date: _____

MDF / RTF DOORS

Route Pattern: _____

Edge Profile: _____

Color Name: _____

Color Number: _____

Hinge Drilling: No 1 hole 3 holes
(holes per hinge)

Distance from Edge: _____

Distance from Top/Bottom: _____

Beaded & V-Groove Panels Only

Spacing: 1 1/2" (default) 3" Other _____

Notes: _____

DRAWERFRONT OPTIONS

Reduced Rails?: Yes No

Edge Profile: _____
(If Different Than Doors)

Please specify grain direction of drawer fronts when ordering a color with a wood grain pattern.

VINYL SHEET 54"x96" Qty: _____

RTF MOLDING – 8' lengths only

Qty	Profile	Qty	Profile	Qty	Profile

VALENCE

Edge Profile: _____
(If Different Than Doors)

Qty	Code

MDF / RTF DOORS

Qty	Style	Width	x	Height	Hinge Location	
					Left	Right
			x		<input type="checkbox"/>	<input type="checkbox"/>
			x		<input type="checkbox"/>	<input type="checkbox"/>
			x		<input type="checkbox"/>	<input type="checkbox"/>
			x		<input type="checkbox"/>	<input type="checkbox"/>
			x		<input type="checkbox"/>	<input type="checkbox"/>
			x		<input type="checkbox"/>	<input type="checkbox"/>
			x		<input type="checkbox"/>	<input type="checkbox"/>
			x		<input type="checkbox"/>	<input type="checkbox"/>
			x		<input type="checkbox"/>	<input type="checkbox"/>

DRAWERFRONTS

Qty	Style	Width	x	Height
			x	
			x	
			x	
			x	
			x	
			x	
			x	
			x	
			x	

Additional Pages to Follow? Yes No

RTF / RAW MDF DOOR & ACCESSORIES ORDER FORM

Elias Woodwork Cabinet Door Order Form

Page: _____ of _____

Company Name: _____
 Contact Name: _____
 Phone: _____

PO#: _____
 Fax: _____

DOORS

Qty	Style	Width	x	Height	Hinge Location	
					Left	Right
			x		<input type="checkbox"/>	<input type="checkbox"/>
			x		<input type="checkbox"/>	<input type="checkbox"/>
			x		<input type="checkbox"/>	<input type="checkbox"/>
			x		<input type="checkbox"/>	<input type="checkbox"/>
			x		<input type="checkbox"/>	<input type="checkbox"/>
			x		<input type="checkbox"/>	<input type="checkbox"/>
			x		<input type="checkbox"/>	<input type="checkbox"/>
			x		<input type="checkbox"/>	<input type="checkbox"/>
			x		<input type="checkbox"/>	<input type="checkbox"/>
			x		<input type="checkbox"/>	<input type="checkbox"/>
			x		<input type="checkbox"/>	<input type="checkbox"/>
			x		<input type="checkbox"/>	<input type="checkbox"/>
			x		<input type="checkbox"/>	<input type="checkbox"/>
			x		<input type="checkbox"/>	<input type="checkbox"/>
			x		<input type="checkbox"/>	<input type="checkbox"/>

DRAWERFRONTS

Qty	Style	Width	x	Height
			x	
			x	
			x	
			x	
			x	
			x	
			x	
			x	
			x	
			x	
			x	
			x	
			x	
			x	
			x	
			x	

MULLION FRAMES

Qty	Style	Width	x	Height	Hinge Location		No. of Lites
					Left	Right	
			x		<input type="checkbox"/>	<input type="checkbox"/>	
			x		<input type="checkbox"/>	<input type="checkbox"/>	
			x		<input type="checkbox"/>	<input type="checkbox"/>	
			x		<input type="checkbox"/>	<input type="checkbox"/>	
			x		<input type="checkbox"/>	<input type="checkbox"/>	
			x		<input type="checkbox"/>	<input type="checkbox"/>	
			x		<input type="checkbox"/>	<input type="checkbox"/>	
			x		<input type="checkbox"/>	<input type="checkbox"/>	

Glass Retainer Moulding:

Yes No

Brown White Clear

END PANELS

Qty	Width	x	Height
		x	
		x	
		x	
		x	

Notes: _____

